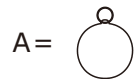
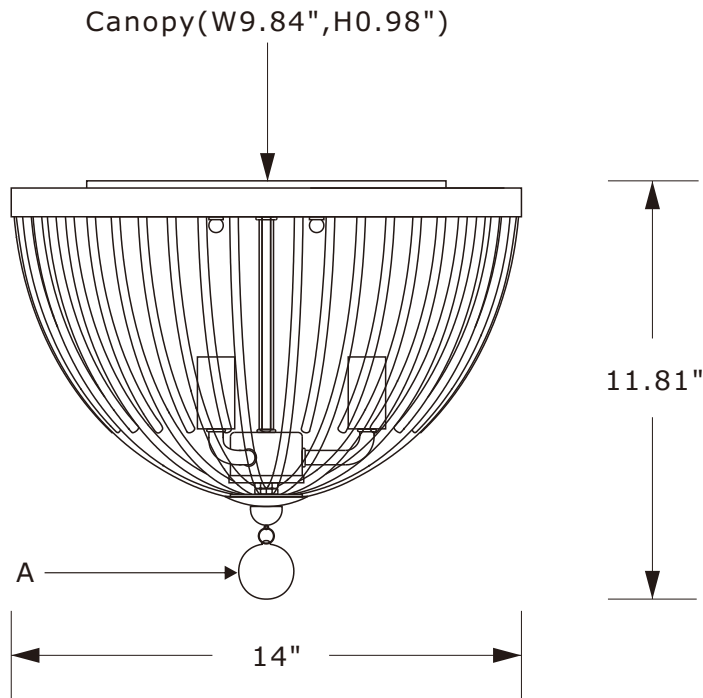


CRYSTORAMA

LIGHTING THE WAY FOR SIXTY YEARS

ASSEMBLY INSTRUCTION MODEL #DUV-620-FB



All electrical components must be installed by a licensed electrician in accordance with the National Electric Code and the appropriate local electrical codes.




You will need 3-Candelabra Base Bulb
40 Watts Recommended 60 Watts Max.
USE LED BULBS FOR EXTENDED USE
This fixture is DAMP rated

How to Install

1. Take the frame off by removing the finial, metal cup and hex nut.
2. Insert recommended bulb (not included).
3. Put the frame back and secure with the hex nut. Put the metal cup on and secure with finial.
4. Attach the Drop "A" onto the bottom of the fixture.

Bead Sets

- A.1 Set.
40mm Frosted glass ball

 **WARNING:** This product can expose you to Lead, which is known to the State of California to cause cancer and/or birth defects or reproductive harm. For more information go to www.P65Warnings.ca.gov.

CRYSTORAMA

LIGHTING THE WAY FOR SIXTY YEARS

PART NUMBER MODEL #DUV-620-FB

Part Number

- A. (1) - Mounting Hardware
- B. (1) - Canopy(W9.84",H0.98") #XRE620FBCAN9.84IN
- C. (2) - Ball Nut #XRE620FBBANUT
- D. (1) - Center Stem(6.89",9.7mm)
- E. (1) - Frame
- F. (1) - Hex Nut
- G. (1) - Metal Cup
- H. (1) - Finial #XRE620FBFIN

