

CRYSTORAMA

LIGHTING THE WAY FOR SIXTY YEARS


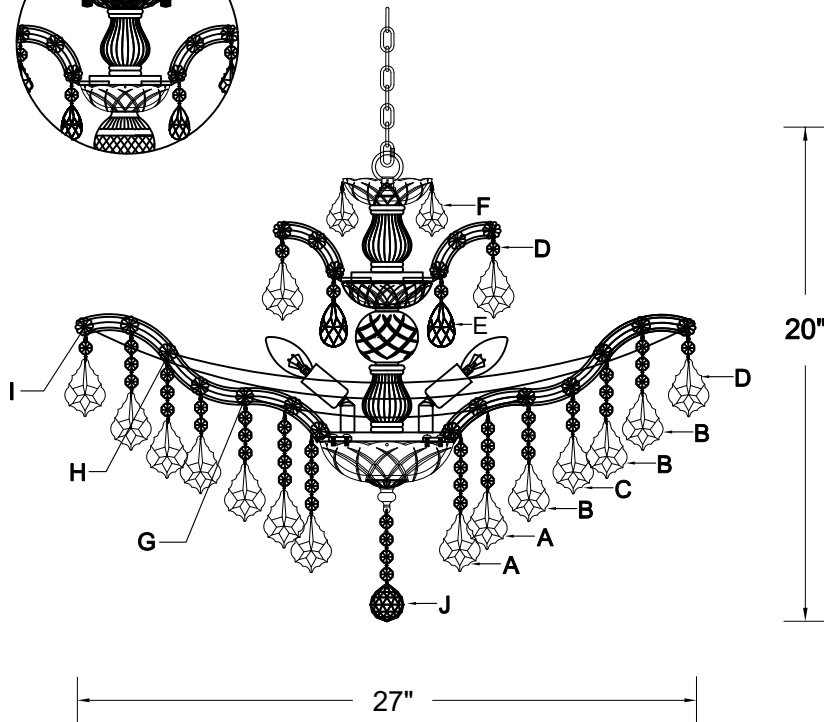


PART NUMBER MODEL #4439-GD-CL-S

For Ceiling



For hanging



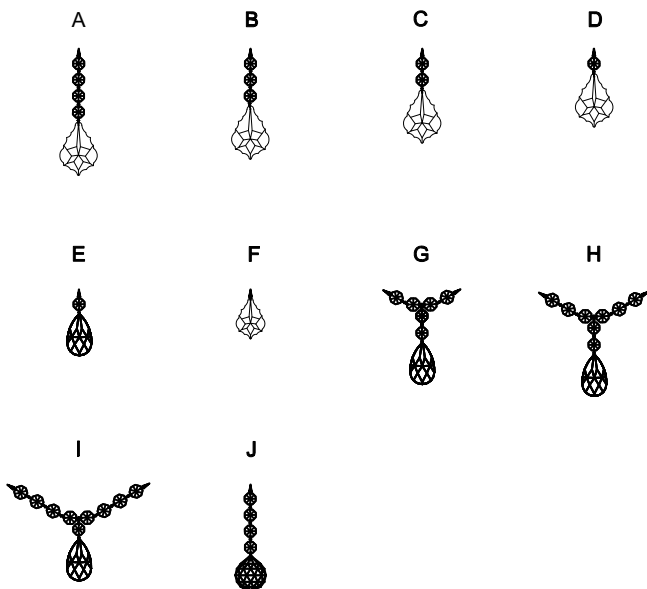
All electrical components must be installed by a licensed electrician in accordance with the National Electric Code and the appropriate local electrical codes.



You will need 6-Candelabra Base Bulb
40 Watts Recommended 60 Watts Max
USE LED BULBS FOR EXTENDED USE

The fixture is dry rated

DETAILED ILLUSTRATION



How to Install

1. Do a complete inventory of all parts and components before you start installing.
For hanging:
2. Screw the glass column kit on the coupling.
- For ceiling:
2. Remove the bobèche from the glass column kit
3. Remove the loop on the canopy and place the canopy over the glass column and secure it with nut.
- 4 After safety attaching fixture into outlet box, install bobèches, bulbs (not included) and proceed to connecting the power.
5. When you begin to dress the fixture, start with packet labeled (A).
6. IMPORTANT: Apply crystal sets in alphabetical order.

Crystal Sets

- A. 24Sets. (4)14mm + AS20-2.5"
- B. 36Sets. (3)14mm + AS20-2.5"
- C. 12Sets (2)14mm + AS20-2.5"
- D. 18 Sets. (1)14mm + AS20-2.5"
- E. 6Sets. (1)14mm + AS9-2"
- F. 4Sets. AS20-2"
- G. 12Sets. (6)14mm + AS9-2"
- H. 12Sets. (8)14mm + AS9-2"
- I. 12Sets. (9)14mm + AS9-2"
- J. 1Piece. (4)14mm + AS8-40mm Ball

WARNING: This product can expose you to Lead, which is known to the State of California to cause cancer and/or birth defects or reproductive harm. For more information go to www.P65Warnings.ca.gov

CRYSTORAMA

LIGHTING THE WAY FOR SIXTY YEARS



PART NUMBER MODEL #4439-GD-CL-S

Part Number

Part Numbers

- A. (2)-Wire Connector
- B. (1)-Mounting Plate
- C. (2)-Outlet Box Screws
- D. (1)-Lock washer
- E. (1)-Hex Nut
- F. (1)-Nipple
- G. (1)-Canopy; w5" x h1" (XFB4430GDCAN5IN)
- H. (2)-Ball Nut (XFB4430GDBANUT)
- I. (1)-Collar Loop
- J. (1)-Chain; 72", 4mm (XFB4405GDCHA4MM)
- K. (1)-Loop
- L. (1)-Plastic Washer
- M. (1)-Dish; Ø4", 13mm hole, 4Pin (XFB4439GDDIBOB4IN)
- N. (2)-Metal Cover
- O. (1)-Glass Column
- P. (1)-Thread
- Q. (1)-Metal Plate
- R. (6)-Small Frame
- S. (1)-Thin Hex Nut
- T. (12)-Frame
- U. (1)-Dish; Ø6", 11mm hole (XFB4439DIBOB6IN)
- V. (1)-Metal Dish
- W. (1)-Finial (XFB4405GDFIN)
- X. ()-Rosette

PART BAG I : Includes Parts A, C
 PART BAG II : Includes Parts B, D, E, F, G, H, I
 PART BAG III: Includes Parts K, L, M, N, O, P
 PART BAG IV: Includes Parts Q, R, S

