

CRYST RAMA



1958

95 Cantiague Rock Road, Westbury NY 11590

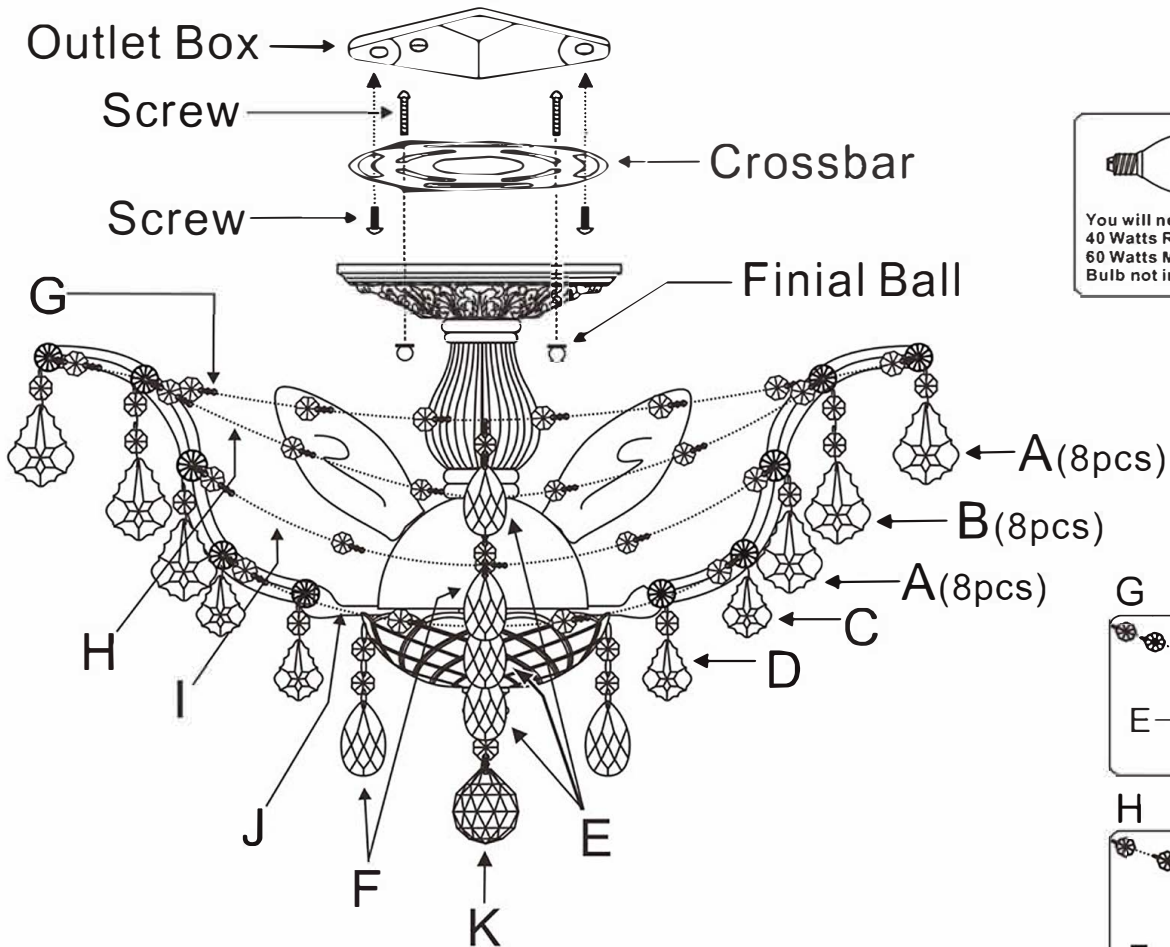
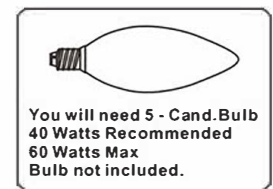
ph:516.931.9090 fax: 516. 931.1254

info@crystorama.com www.crystorama.com

MODEL#:4437 ASSEMBLY AND DRESSING INSTRUCTIONS




All electrical components must be installed by a licensed electrician in accordance with the National Electric Code and the appropriate local electrical codes.




A= 
(14mm+AS20-2.5")*16sets


B= 
(14mm*2+AS20-2.5")*8sets


C= 
(AS20-2")*8sets


D= 
(14mm+AS20-2")*8sets


E= 
(14mm+AS9-2")*24sets


F= 
(14mm*2+AS9-2")*16sets

G= 
(14mm*8)*8sets

H= 
(14mm*6)*8sets

I= 
3 holes
(14mm with 2 holes x 4 +
14mm with 3 holes x 1)*8sets

J= 
(14mm*4)*8sets

K= 
(14mm+AS8-40mm Ball)*1pc

