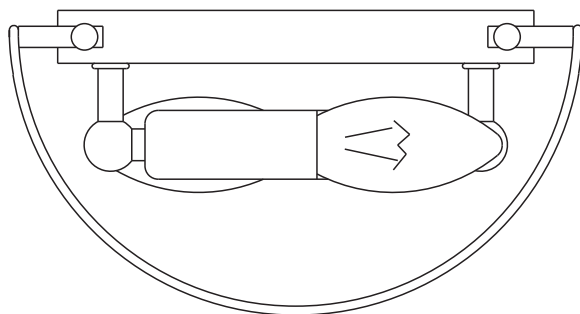

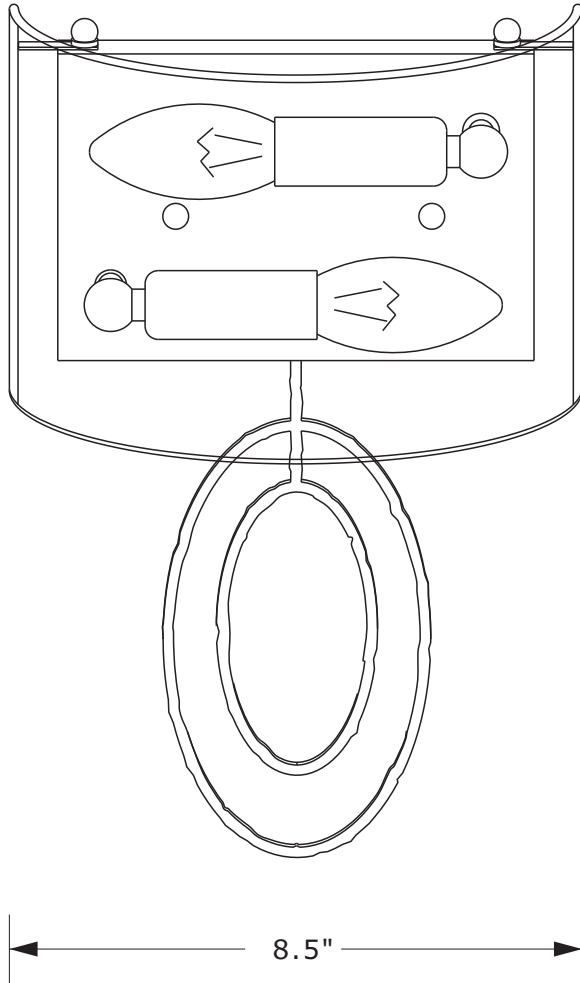


CRYSTORAMA

LIGHTING THE WAY FOR SIXTY YEARS

ASSEMBLY INSTRUCTION MODEL #341-GA



All electrical components must be installed by a licensed electrician in accordance with the National Electric Code and the appropriate local electrical codes.



You will need 2 -Candelabra Base Bulb

40 Watts Recommended 60 Watts Max.

USE LED BULBS FOR EXTENDED USE

How to Install

1. Do a complete inventory of all parts and components before you start installing.
2. Install the backplate onto the outlet box, by securing it with the ball nuts.
3. Insert recommended bulb (not included).
4. Place the white cloth shade onto the top of backplate and secure it with ball nuts.

WARNING: This product can expose you to Lead, which is known to the State of California to cause cancer and/or birth defects or reproductive harm. For more information go to www.P65Warnings.ca.gov.

CRYSTORAMA

LIGHTING THE WAY FOR SIXTY YEARS

PART NUMBER MODEL #341-GA

Part Number

- A. (1) - Mounting Hardware
- B. (4) - Ball Nut #XRE544GABANUT
- C. (1) - Metal Frame
- D. (1) - White Cloth Shade(L8.46",W5.98",H4.33") #XRE341SHA8.5IN

