

CRYST RAMA



1958

95 Cantiague Rock Road, Westbury NY 11590

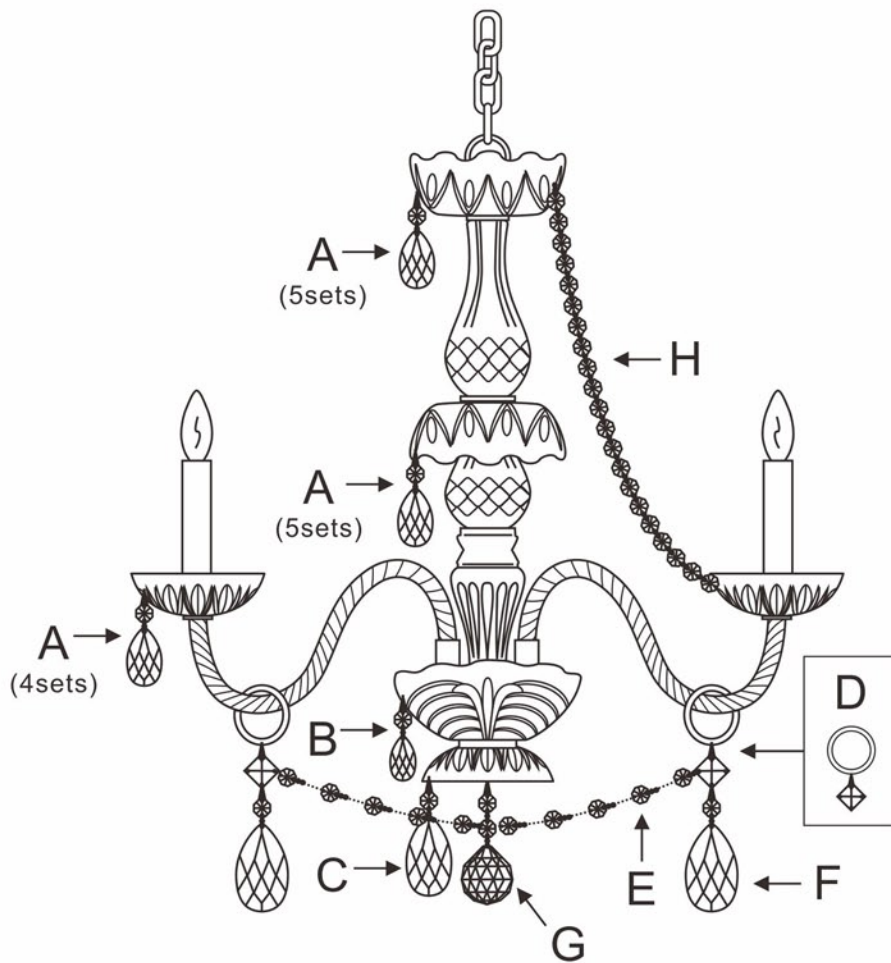

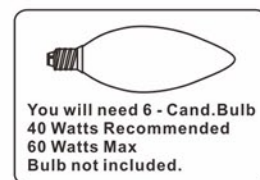
ph:516.931.9090 fax: 516. 931.1254


info@crystorama.com www.crystorama.com


MODEL#: 1126-PB-CL-MWP ASSEMBLY AND DRESSING INSTRUCTIONS




All electrical components must be installed by a licensed electrician in accordance with the National Electric Code and the appropriate local electrical codes.



A=  (9/50-2")x34sets


F=  (9/76-3")x6sets


B=  (9/38-1.5")x8sets

G=  (14mm Jewel x2 + 1x40mm Ball)x1set

C=  (9/64-2.5")x4sets

H=  (14mm Jewel x 21pcs)x6sets

D=  (1 Ring + 1 Square)x6sets

E=  (14mm Jewel x 10pcs)x6sets