

CRYST RAMA



1958

95 Cantiague Rock Road, Westbury NY 11590

ph:516.931.9090 fax: 516. 931.1254

info@crystorama.com www.crystorama.com

MODEL#: 1043-MWP ASSEMBLY AND DRESSING INSTRUCTIONS

WARNING:

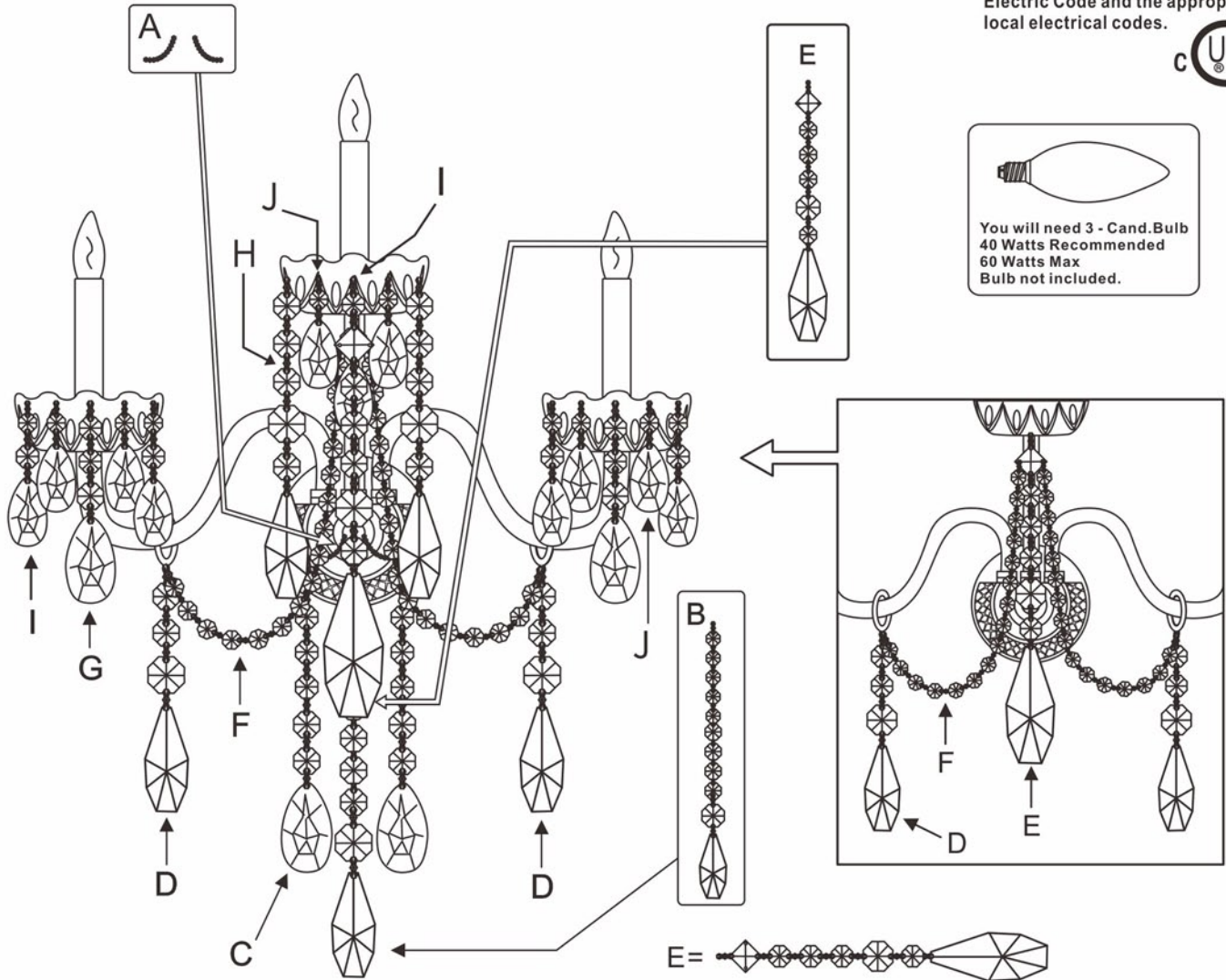
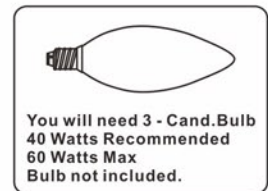


Electrical Danger



Turn Power Off


All electrical components must be installed by a licensed electrician in accordance with the National Electric Code and the appropriate local electrical codes.




A =  (5mm Ball x 22pcs) * 1pc

B =  (508-3.5" + 28mm Jewel x1 + 22mm Jewel x4 + 14mm Jewel x5) * 1pc

C =  (9/87-3.5" + 22mm Jewel x2 + 14mm Jewel x4) * 2pcs

D =  (508-3.5" + 22mm Jewel x2 + 28mm Jewel x1 + 1 Ring) * 2pcs


E =  (508-5" + 28mm Jewel x1 + 22mm Jewel x4 + 1 Square 4 Holes) * 1pc

F =  (23 Jewels Strand) * 2pcs

G =  (9/87-3.5" + 28mm Jewel x1 + 22mm Jewel x2) * 2pcs

H =  (508-3.5" + 28mm Jewel x1 + 22mm Jewel x4) * 2pcs

I =  (9/50-2" + 22mm Jewel x1 + 14mm Jewel x1) * 13pcs

J =  (9/50-2") * 15pcs