

CRYSTORAMA




1958

95 Cantiague Rock Road, Westbury, NY 11590 • toll free: 1.800.888.4470 fax: 516.931.1254 • info@crystorama.com • www.crystorama.com

MODEL#: 1041-MWP ASSEMBLY AND DRESSING INSTRUCTIONS

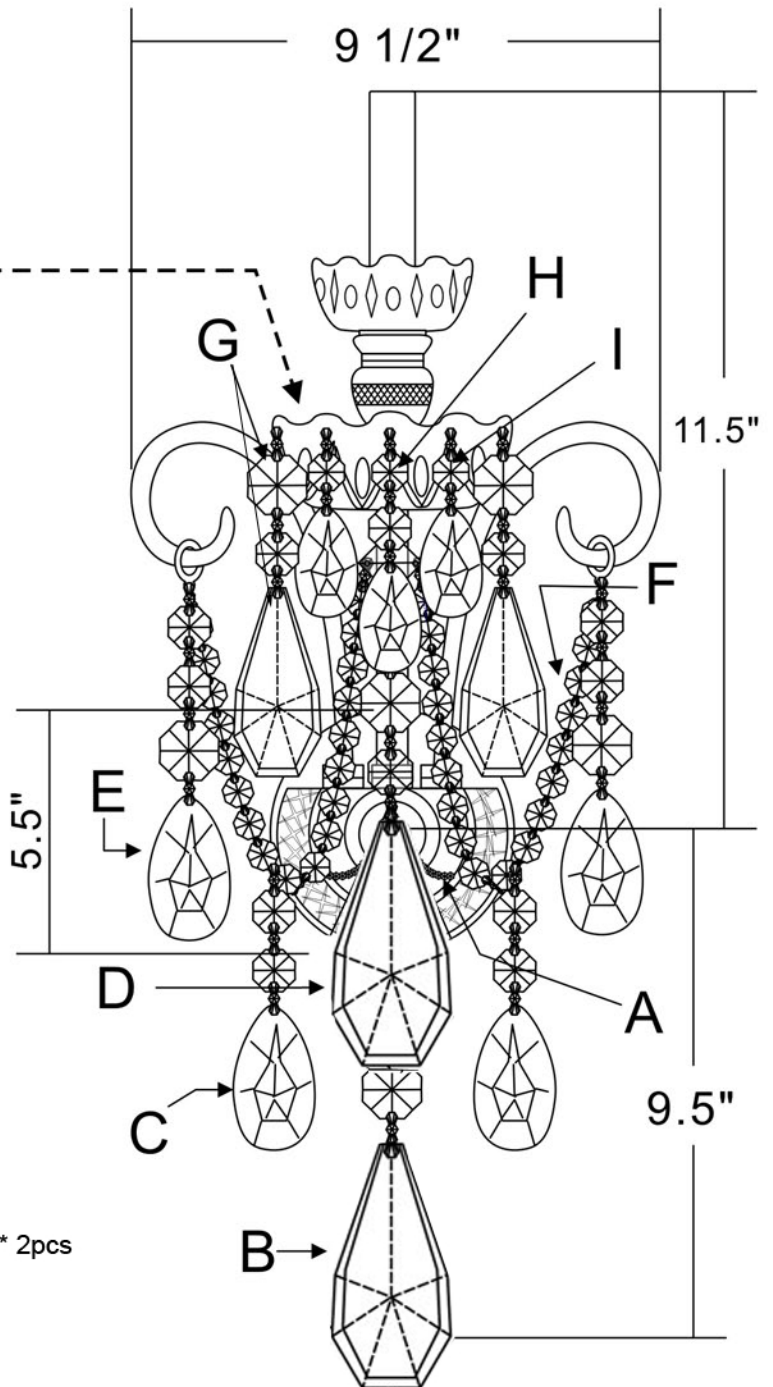
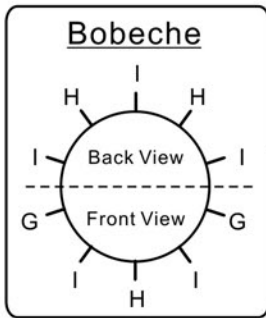


All electrical components must be installed by a licensed electrician in accordance with the National Electric Code and the appropriate local electrical codes.



508 - 3.5" + 22mm Jewel x 1 + 28mm Jewel x 1) * 2pcs

Depth: 8"



A = (5mm Ball x 22pcs) * 1pc



508 - 4" + 28mm Jewel x1 + 22mm Jewel x 2 + 14mm Jewel x 2) * 1pc



(2504-3" + 22mm Jewel x2) * 2pcs



508 - 4" + 22mm Jewel x 2 + 28mm Jewel x 1 + 28mm Jewel x 1 + 1 Square 4 Holes) * 1pc



(2504-3.5" + 28mm Jewel x1 + 22mm Jewel x2 + 1 Ring) * 2pcs



(18 Jewels Strand) * 2pcs



508 - 3.5" + 22mm Jewel x 1 + 28mm Jewel x 1) * 2pcs

H = (AS-7/50-2" + 22mm Jewel x1 + 14mm Jewel x1) * 3pcs

I = (AS-7/50-2") * 5pcs